



## Bio Thane Harness In Matte Bio

435 Churchtown Road, Honey Brook, PA 19344

Phone: 610-273-7370 • Fax: 412-504-6014 • Email: sales@yonies.com  
website: www.yonies.com

### Measuring Chart for: Beta Biothane Harnesses

Name \_\_\_\_\_

Farm \_\_\_\_\_

Address \_\_\_\_\_

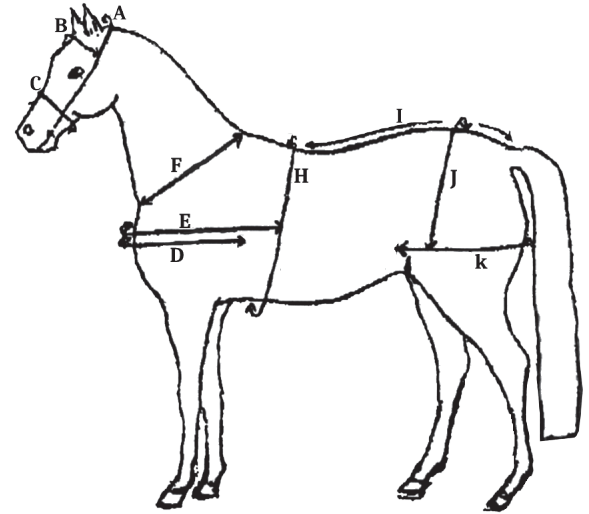
Home phone \_\_\_\_\_

Cell phone \_\_\_\_\_

Fax \_\_\_\_\_

Email \_\_\_\_\_

When measuring your horse for a harness, it is easier to use a piece of string or rope to obtain the dimension and then measure that string with your tape measure. If using a tape measure it is best to use a soft tape measure for best results. Measure each area twice to make sure you are correct.



Name of Horse/Pony \_\_\_\_\_

Breed \_\_\_\_\_ Height \_\_\_\_\_

A. Poll: Measuring from the corner of mouth over the poll back to the corner of mouth on the other side. \_\_\_\_\_

B. Browband: We measure our browbands from tip to tip. The best way to do this is to have a 1" wide halter on your horse, have the halter back a 3/4" from the ear. Now take your measurement including the halter on each side. \_\_\_\_\_

C. Noseband: Position your tape measure or string 1 to 1.5 inches below the cheekbone and measure all the way around the nose. \_\_\_\_\_

D. Breastplate for Single: Measuring from the back side of the shoulder (elbow area) across the chest to the back side of the elbow area (or 3 inches in front of saddle skirt). \_\_\_\_\_

E. Breastplate for Pair: The best way to get this measurement is to put a saddle and bellyband on the horse, and then measure from the center of the saddle around the front of the horse, to the center of the saddle. \_\_\_\_\_

F. Full collar, if applicable: Length \_\_\_\_\_ Width \_\_\_\_\_

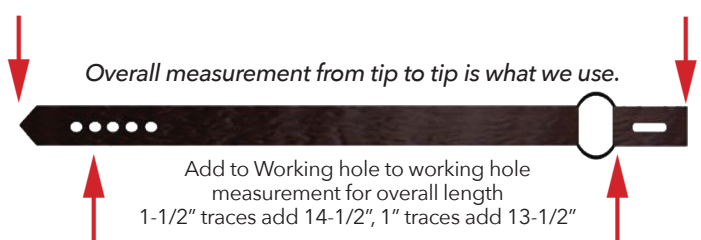
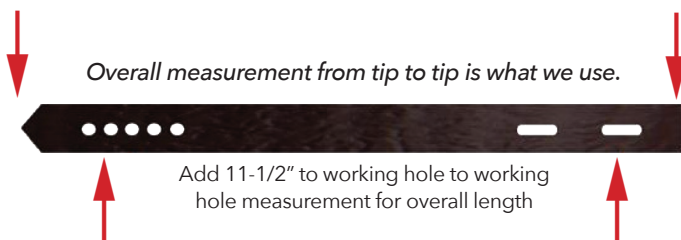
G. Traces: Slot end \_\_\_\_\_ Dee end \_\_\_\_\_ Overall Length \_\_\_\_\_

H. Girth where saddle sits: Position the tape behind the wither and measure all the way around the girth (Staying about 3" behind the elbow of the horses shoulder). \_\_\_\_\_

I. Turnback: Here it works best to have a saddle on your horse. If you measure without the saddle it may not be as accurate. Your measurement should be from the back of the saddle to the base of the tail. \_\_\_\_\_

J. Hip Strap: Measuring from the top of the breeching across the rump to the top of the breeching \_\_\_\_\_

K. Breeching: Measuring from the flank Line around the back of the horse to the flank Line on the other side. Dees should come front past the flank line about 1 inch. (See above Drawing) \_\_\_\_\_



# New Harness Order Form for Our Padded Marathon Harness

## Yonie's Harness Shop

435 Churchtown Rd.  
Honey Brook, Pa. 17344  
Phone: 610-273-7370  
Fax: 412-504-6014

web: [www.carriagedriving.yonies.com](http://www.carriagedriving.yonies.com)

email: [sales@yonies.com](mailto:sales@yonies.com)

Date Ordered \_\_\_\_/\_\_\_\_/\_\_\_\_

Name \_\_\_\_\_

Name if drop shipping \_\_\_\_\_

Address \_\_\_\_\_

Phone \_\_\_\_\_

Email \_\_\_\_\_

Harness Type: \_\_\_\_Single \_\_\_\_Pair \_\_\_\_Tandem \_\_\_\_4-in-Hand

Harness Color: \_\_\_\_Black \_\_\_\_2-Tone \_\_\_\_Russet+20% \_\_\_\_Patent+20%

Hardware: \_\_\_\_Stainless Steel \_\_\_\_Brass+20% \_\_\_\_Russet w/Brass+20%

Do you have a show coming up soon that you would like to use your new Harness? If so, what date would you need your Harness by? \_\_\_\_\_. Please realize that at times we are busier than other times and might not always be able to be on time but we are willing to try!

## Crown - Straight without Ring is Standard

Options:

\_\_\_\_ Shaped

\_\_\_\_ Padded Shaped

\_\_\_\_ With Ring for side check or Roger Rings to go tandem

#4007 Straight



#4010 Shaped



## Rosettes Plain - Standard

Options:

\_\_\_\_ Rope Edge

\_\_\_\_ Wheat Edge

\_\_\_\_ Heart Shaped

\_\_\_\_ Texas Star



Standard  
#28009



Rope Edge  
#27851



Wheat Edge  
#27860



Heart Shaped  
#27852



Texas Star  
#27850

## Brow Band - rolled is Standard

Options: \_\_\_\_ Show Chain – fill in item # \_\_\_\_

#4115-Standard  
on Harness



#4116



#4144



#4142



#4143



#4095 large



#4095 small



#4113



## Teardrop - plain is Standard

Options: \_\_\_\_ Patent Look - Any ornament installed - see Catalog for item # \_\_\_\_

#4019



Diamond



Texas Star



Arrowhead



Shield



Heart



Letters



See catalog for more  
options and prices.

## Blinds w/Winker

- Deep Dull is Standard except for Mini Size which has a Patent Finish

Options: \_\_\_\_ Patent Look

\_\_\_\_ KCB Blinds

\_\_\_\_ Open Cheeks

Any ornament installed  
(see above)

See Catalog for item # \_\_\_\_

KCB Blinds

#3998



Open Cheek Pc

#4185



## Nose Band - Single Buckle Style Rolled is Standard

- Options: ☐ Double Buckle Style w/o gullet  
☐ Double Buckle Noseband Back Style w/Sewed-in Gullet w/o Ring  
☐ Double Buckle Noseband Back Style w/Sewed-in Gullet w/Ring



Single Buckle Noseband  
is our Standard  
#4118



Double Buckle Noseband Front  
#5020



Double Buckle Nose  
w/o Gullet  
#5023



Double Buckle Nose  
w/Sewed-in Gullet w/Ring  
#5031

## Gullet Strap: Gullet Straps are not included in our Standard Harness Package

- Options: ☐ Gullet Strap that slips over Throat Latch and Noseband #4193  
☐ Double Buckle Nose Back w/Gullet Strap Sewn In #5031  
☐ Would you like a ring in your Gullet Strap to snap your lead into?

Gullet Strap that slips over the  
Throat Latch and the Noseband



## Check - Standard is without a Sidecheck or Overcheck

- Options: ☐ Sidecheck ☐ Overcheck



Sidecheck  
\$4017

## Breast Collar - Average V is Standard on all Padded Harness

- Options: ☐ Super V ☐ w/Patent Look  
☐ Special Super V ☐ Show Hames ☐ Buggy Hames ☐ w/Loose Terret on Hames ☐ w/Fixed Terret on Hames



Ave V — standard on all  
padded harness  
#4123



Stainless Steel  
w/Swivel  
Terrets



Super V  
with adaptable line of draft  
#4160



Super V  
with ends turned down



Special V  
#4165

## Neck Strap #4080

### - Fixed Terrets is standard on Harnesses

- Options: ☐ With Nylon Loop & Dees for Pair #4081  
☐ With Floppy Terrets #4127  
☐ With Sliding Terrets #4209  
☐ With Adjustable Terrets #4218  
☐ With Conway Terrets #51123



With Nylon  
Loop and Dee



With Sliding  
Terrets



With Adjustable  
Terrets



With Conway Terrets

Fixed Terrets  
(Standard)

With Floppy  
Terrets



## Traces - Wears at Holes and 2 Slots at Back is Standard #4136

- Options:   \_\_\_ Dee End w/Tab #4137  
              \_\_\_ Roller Bolt Style  
              \_\_\_ Without Wears at Holes #4096



With Wear Plate is Standard on Harness

Dee w/Tab  
3-Way



Slot End is  
Standard on  
all Harnesses



Without  
Wears at  
Holes



## False Martingale with Tear Drop - Standard on all Padded Harnesses

- Options:   \_\_\_ Patent Look on Teardrop  
              \_\_\_ Ornament-for photos see Teardrop on Bridle. See Catalog for Item #\_\_\_\_\_



## Saddle #4131

- Options:   \_\_\_ Sliding Back Band Saddle #4138  
              \_\_\_ Road Plus Saddle #4177  
              \_\_\_ Patent on Long Punchout  
              \_\_\_ Patent on Short Punchout



Our Standard Padded  
Saddle that goes with our  
Padded Harness



Road Plus Saddle

Not Available in  
Draft Size

## Shaft Loops - Closed is Standard #4133

- Options:   \_\_\_ QR Style #4240  
              \_\_\_ French Tugs #4242  
              \_\_\_ Marathon Wraps #4245  
              \_\_\_ Closed without Billet to go with Wrap Strap #4243



Closed Shaftloop

QR Style



French Tugs



Marathon  
Wraps

Closed without  
Billets to go with  
Wrap Strap

## Girths - Belly Band - Padded #4120

- Options:   \_\_\_ Elastic w/Wears #4029  
              \_\_\_ Elastic w/o Wears  
              \_\_\_ Wrap Strap on Bellyband to go around Shafts #4244

Padded Belly Band - Standard  
on our Padded Harness

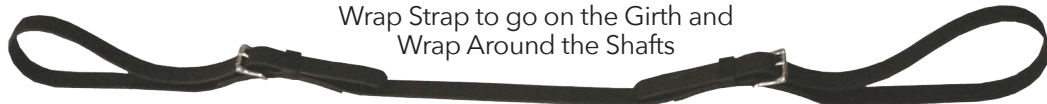


Elastic w/Wears



Elastic w/o Wears

Wrap Strap to go on the Girth and  
Wrap Around the Shafts





## Turn Backs #4099

Options:   \_\_\_ QR Style #4298  
              \_\_\_ with Panic Snap #10025



*This Snap is great for a quick release for on your Turn Back*

Our Standard Turn Back



QR Turn Back

## Hip Strap w/Dees is Standard on all Harnesses



## Breechings w/Double Uptugs is Standard



## Hold Backs

Option:   \_\_\_ With Trigger Snaps




## Cruppers - Synthetic is Standard on all Harness #4045

Options:   \_\_\_ Leather #82169  
              \_\_\_ Fat Leather #82168  
              \_\_\_ Foam on Synthetic Crupper #4204



Synthetic Crupper is Standard on our Harness



Leather



Foam on Synthetic Crupper

## Lines, All Brown - Beta w/Buckle in Hand is Average

Options:

- \_\_\_ Swivel instead of Buckle in Hand #4072
- \_\_\_ With Pinky Loop #4069
- \_\_\_ With Stops #4064
- \_\_\_ With Rubber Gripper Webbing #4326
- \_\_\_ With Bumpy Rein Grip #4073
- \_\_\_ With Smooth Rein Grip #4320
- \_\_\_ With Braids #4066
- \_\_\_ With Lace #4065
- \_\_\_ With Cotton #4068
- \_\_\_ With Leather #4337
- \_\_\_ All Leather Lines #4330



With Buckle in Hand. Standard on all Harness



With Leather



With Bumpy Rein Grip



With Stops



Swivel instead of Buckle in Hand



With Cotton



With Braids



With Lace



With Smooth Rein Grip




With Rubber Gripper Webbing



With Pinky Loop

## Color Trim Inlay - 15 colors to choose from

- \_\_\_ Brow
- \_\_\_ Nose
- \_\_\_ Breast Collar
- \_\_\_ Saddle
- \_\_\_ Breeching



Black



White



Kelly Green



Dark Royal Blue



Red



Orange



Royal Blue



Teal



Lime Green



Pink



Gray



Burgundy



Purple



Yellow



Navy

View Our Catalog online at: [www.catalog.yonies.com](http://www.catalog.yonies.com). Or visit our website at: [www.carriagedriving.yonies.com](http://www.carriagedriving.yonies.com)

*Please call if questions or to discuss options*

*TO DOWNLOAD THE LATEST VERSION OF THIS PAPER, OR FOR MORE COPIES, GO TO [WWW.FORMS.YONIES.COM](http://WWW.FORMS.YONIES.COM)*